

Digital coating thickness gauge SAUTER TB






















Your reliable worktool for every day: light, easy, precise

Features	Technical data	Accessories
<ul style="list-style-type: none"> • External sensor for difficult-to-access measuring points • Base plate and calibration foils included • 1 Delivered in a robust carrying case • Offset-Accur: This function allows you to adjust the instrument precisely on the locally measured range by a two-point calibration. This results in a superior accuracy of approx. 1 % of the measured value • Selectable measuring units: mm, µm, mil • Auto-Power-Off • SAUTER TB 2000-0.1F: Specifically designed for the automobile industry, Precision: Standard 5 % of measured value 	<ul style="list-style-type: none"> • Precision: <ul style="list-style-type: none"> - Standard: 3 % of measured value - Offset-Accur: 1 % of measured value • Minimal measuring area: 6 mm • Smallest sample surface (radius) • Type F: <ul style="list-style-type: none"> - Convex: 1,5 mm - Concave: 25 mm • Type N: <ul style="list-style-type: none"> - Convex: 3 mm - Concave: 50 mm • Minimal base thickness: 0,3 mm • Dimensions W×D×H 69×32×161 mm • Battery operation, batteries standard 4× 1.5 V AA • Net weight approx. 0,26 kg 	<ul style="list-style-type: none"> • 2 Calibration foils for increased measuring accuracy (covers the range from 20 up to 2000 µm, with < 3 % tolerance), sim. to illustration, SAUTER ATB-US07 • 3 External sensor, Type F, SAUTER ATE 01 • 4 External sensor, Type N, SAUTER ATE 02

STANDARD	OPTION

Model	Measuring range [Max] µm	Readout [d] µm	Test object	Option Factory calibration certificates	
				KERN	
SAUTER TB 1000-0.1F.	100 1000	0,1 1	Non-magnetic coatings on iron, steel (F)	961-110	
TB 2000-0.1F.	100 2000	0,1 1	Non-magnetic coatings on iron, steel (F)	961-110	
TB 1000-0.1N.	100 1000	0,1 1	Insulating coatings on non-magnetic metals (N)	961-110	
TB 1000-0.1FN.	100 1000	0,1 1	Combination instrument: F/N	961-112	

Pictograms

 Adjusting program (CAL): For quick setting of the instrument's accuracy. External adjusting weight required.	 Control outputs (optocoupler, digital I/O): to connect relays, signal lamps, valves, etc.	 Battery operation: Ready for battery operation. The battery type is specified for each device.
 Calibration block: standard for adjusting or correcting the measuring device.	 Analogue interface: to connect a suitable peripheral device for analogue processing of the measurements	 Rechargeable battery pack: rechargeable set.
 Peak hold function: capturing a peak value within a measuring process.	 Statistics: using the saved values, the device calculates statistical data, such as average value, standard deviation etc.	 Mains adapter: 230V/50Hz in standard version for EU. On request GB, AUS or USA version available.
 Scan mode: continuous capture and display of measurements.	 PC Software: to transfer the measurement data from the device to a PC.	 Power supply: Integrated, 230V/50Hz in EU. More standards e.g. GB, AUS or USA on request.
 Push and Pull: the measuring device can capture tension and compression forces.	 Printer: a printer can be connected to the device to print out the measurement data.	 Motorised drive: The mechanical movement is carried out by an electric motor.
 Length measurement: captures the geometric dimensions of a test object or the movement during a test process.	 GLP/ISO record keeping: of measurement data with date, time and serial number. Only with SAUTER printers	 Motorised drive: The mechanical movement is carried out by a synchronous motor (stepper).
 Focus function: increases the measuring accuracy of a device within a defined measuring range.	 Measuring units: Weighing units can be switched to e.g. non-metric at the touch of a key. Please refer to website for more details.	 Fast-Move: the total length of travel can be covered by a single lever movement.
 Internal memory: to save measurements in the device memory.	 Measuring with tolerance range (limit-setting function): Upper and lower limiting can be programmed individually. The process is supported by an audible or visual signal, see the relevant model	 DAkkS calibration possible: The time required for DAkkS calibration is shown in days in the pictogram.
 Data interface RS-232: bidirectional, for connection of printer and PC.		 Factory calibration: The time required for factory calibration is specified in the pictogram.
 Data interface USB: To connect the measuring instrument to a printer, PC or other peripheral devices.		 Package shipment: The time required for internal shipping preparations is shown in days in the pictogram.
 Data interface Infrared: To transfer data from the measuring instrument to a printer, PC or other peripheral devices.	 ZERO: Resets the display to "0".	 Pallet shipment: The time required for internal shipping preparations is shown in days in the pictogram.

Your KERN specialist dealer: